



Potency Results

Sample Name:

Client: High Forest ReLeaf

Client Batch ID:

Gelato Cake THCa

Pinnacle-Analytics.com
3549 Lear Way, Suite 101
Medford OR 97504
P:(541)300-8217

Sample ID: rC-C-109-D563

Matrix: Flower

Prep Analyst: Megan E.

Analysis Method: 0630322+1 H3 4-20-2022 #1.lcm

Sampling Method: N/A

Reference Method: JCB 2009: HPLC/DAD

Analysis Batch: 5-17-2023 H3 109, 241, 302, 355, 357 Flower

Date Sampled: 5/16/2023

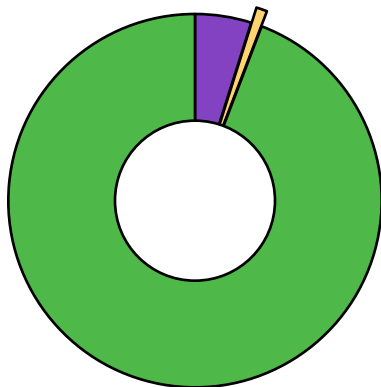
Date Reported: 5/26/2023

Client License:

2099 Emigrant Creek Rd
Ashland OR 97520

For R&D Purposes Only

Total THC (THCA*0.877+d9-THC) **26.1%**
Total CBD (CBDA*0.877+CBD) **<LOQ%**
Moisture Content **13.0%**



- CBGA
- d9-THC*
- THCA*


Cannabinoid	% Weight	mg/g
CBDVA	<LOQ	<LOQ
CBDV	<LOQ	<LOQ
CBDA*	<LOQ	<LOQ
CBGA	1.52	15.2
CBG	<LOQ	<LOQ
CBD*	<LOQ	<LOQ
THCV	<LOQ	<LOQ
CBN	<LOQ	<LOQ
d9-THC*	0.295	2.95
d8-THC*	<LOQ	<LOQ
CBC	<LOQ	<LOQ
THCA*	29.4	294.0
Total Cannabinoids	31.2	312.0

*ORELAP Accredited Analyte

Limit Of Quantitation: 0.1%, analyte not measured



These test results may not be altered or reproduced except in full without the permission of Pinnacle Analytics. These results were generated following the Oregon Administrative Rules and in accordance with the NELAP Institute under ORELAP License #4152
Report generated by Routine_Potency_Rev11_4-16-2023


Kris Ford, PhD
Lab Director



Quality Control Results

Analyst: Megan E.

Analysis Batch: 5-17-2023 H3 109, 241, 302, 355, 357 Flower

Pinnacle-Analytics.com
3549 Lear Way, Suite 101
Medford OR 97504
P:(541)300-8217

	Duplicate RPD		LCS % Recovery		Method Blank	
	C-0-D565-b	Limit	C-FL-051723	Limits	C-FB-051723	Limit
CBDA	<LOQ%	30%	98.5%	90-110%	<LOQ/2	LOQ/2
CBD	<LOQ%	30%	101.0%	90-110%	<LOQ/2	LOQ/2
d9-THC	1.96%	10%	99.9%	90-110%	<LOQ/2	LOQ/2
d8-THC	<LOQ%	30%	102.0%	90-110%	<LOQ/2	LOQ/2
THCA	4.15%	10%	96.9%	90-110%	<LOQ/2	LOQ/2


RPD: Relative Percent Difference between unknown sample and its duplicate

LCS: Laboratory Control Sample with known concentration

Case Comments: There were no divergences from ordinary Quality Control procedures or SOPs.



These test results may not be altered or reproduced except in full without the permission of Pinnacle Analytics. These results were generated following the Oregon Administrative Rules and in accordance with the NELAP Institute under ORELAP License #4152
Report generated by Routine_Potency_Rev11_4-16-2023


Kris Ford, PhD
Lab Director